

theLeda S17-100 WH

Item no.: 1020802

LED spotlights
LED light with motion detector

Description

- LED spotlight with 17 W and integrated motion detector
- Colour temperature 4000 K
- Wall mounting
- Additional output for switching of other luminaires/consumers
- Spotlight can be swivelled $\pm 20/45^\circ$ horizontally, and adjusted 70° downwards
- Suitable for outdoor use
- Automatic lighting control based on presence and brightness
- 180° detection angle at a detection range of 10 m
- Area limit via lens attachment
- Manual control via push-button possible
- Test function
- Networkable via wire



Technical data

theLeda S17-100 WH	
Operating voltage	230 V AC
Frequency	50 Hz
Stand-by consumption	~0.5 W
Colour	White (similar RAL 9010)
Switching output	Light
Installation type	Wall installation, Outdoor
LED output (lighting current)	2 x 900 lm
Colour temperature	4000 K, neutral white
Colour rendering index	< 80
Service life	L80/B10/45.000 h L70/ B50/50.000 h
Detection angle	180°
Installation height	1.8 - 2.5 m

theLeda S17-100 WH	
Light switch-off delay	10 s - 30 min
Incandescent/halogen lamp load	500 W
LED lamp < 2 W	20 W
LED lamp 2-8 W	100 W
LED lamp > 8 W	100 W
Detection range	10 m
Detection range	Semicircular
Ambient temperature	-20°C ... 55°C
Protection class	II
Type of protection	IP 55
Predecessor	1020923, theLeda S20 WH 1020933, theLeda S20 W WH

Subject to technical changes and misprints

additional information at: www.theben.de/product/1020802

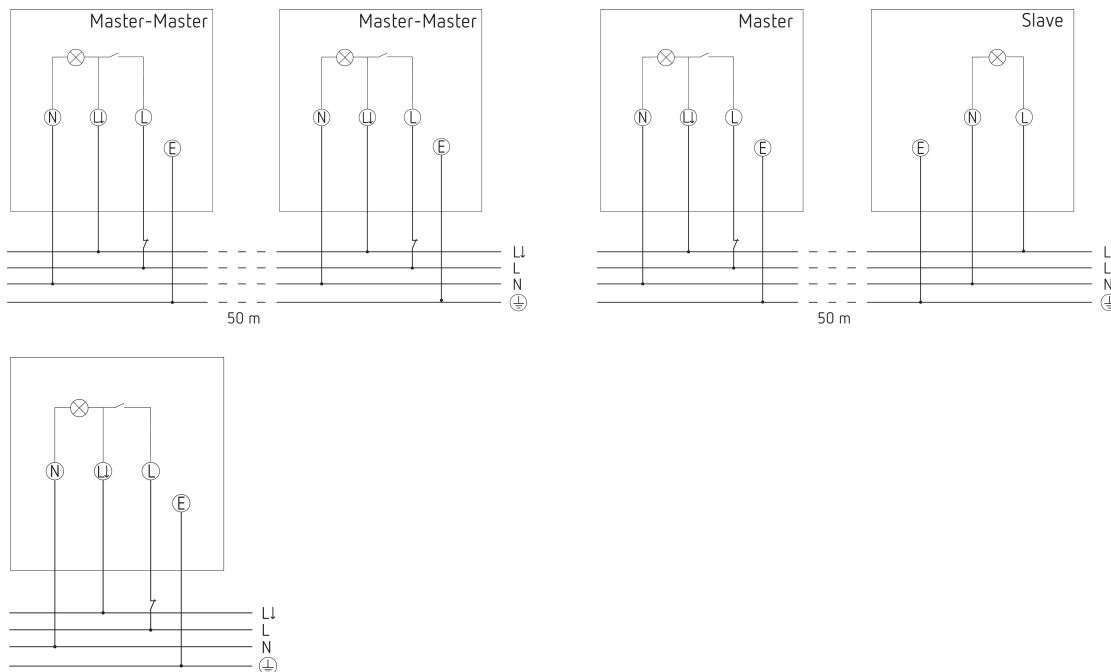
The load data are determined with exemplary selected illuminants and are therefore typical data due to the large number of available products.

theLeda S17-100 WH

Item no.: 1020802

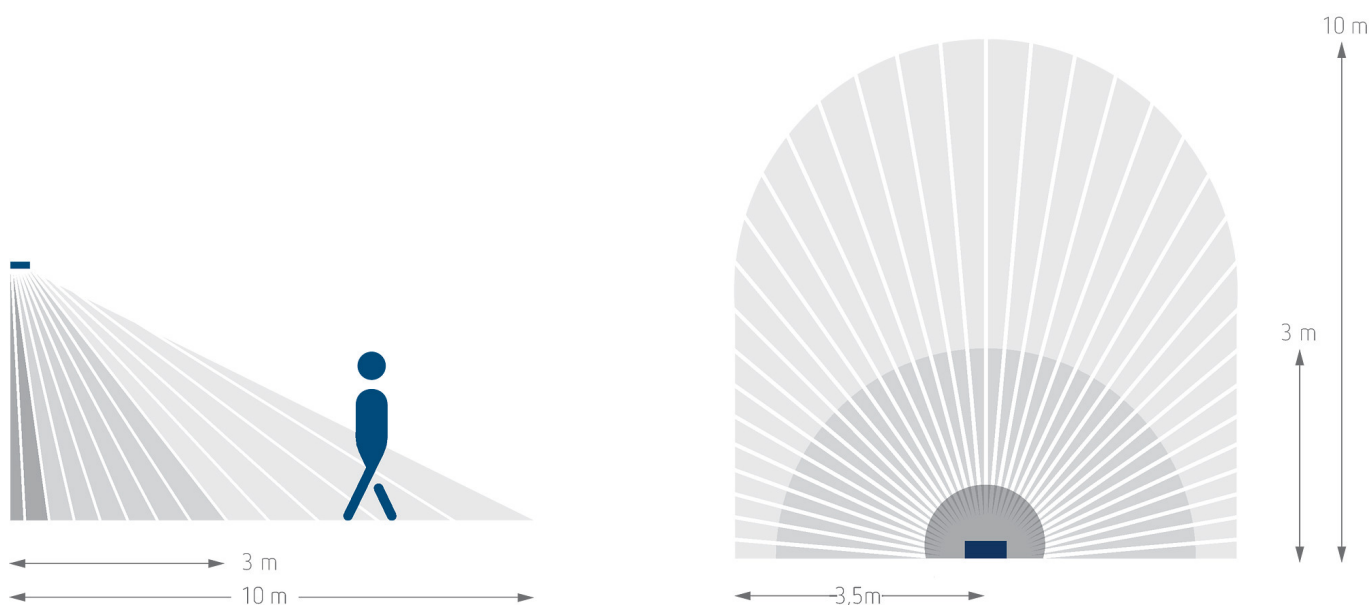


Connection example



Detection range for planning applications at a temperature of 21 °C

Mounting height (A)	Diagonally (t)	Head on to (R)
2.5 m	10 m	3 m



Subject to technical changes and misprints

additional information at: www.theben.de/product/1020802

The load data are determined with exemplary selected illuminants and are therefore typical data due to the large number of available products.

02/06/2026

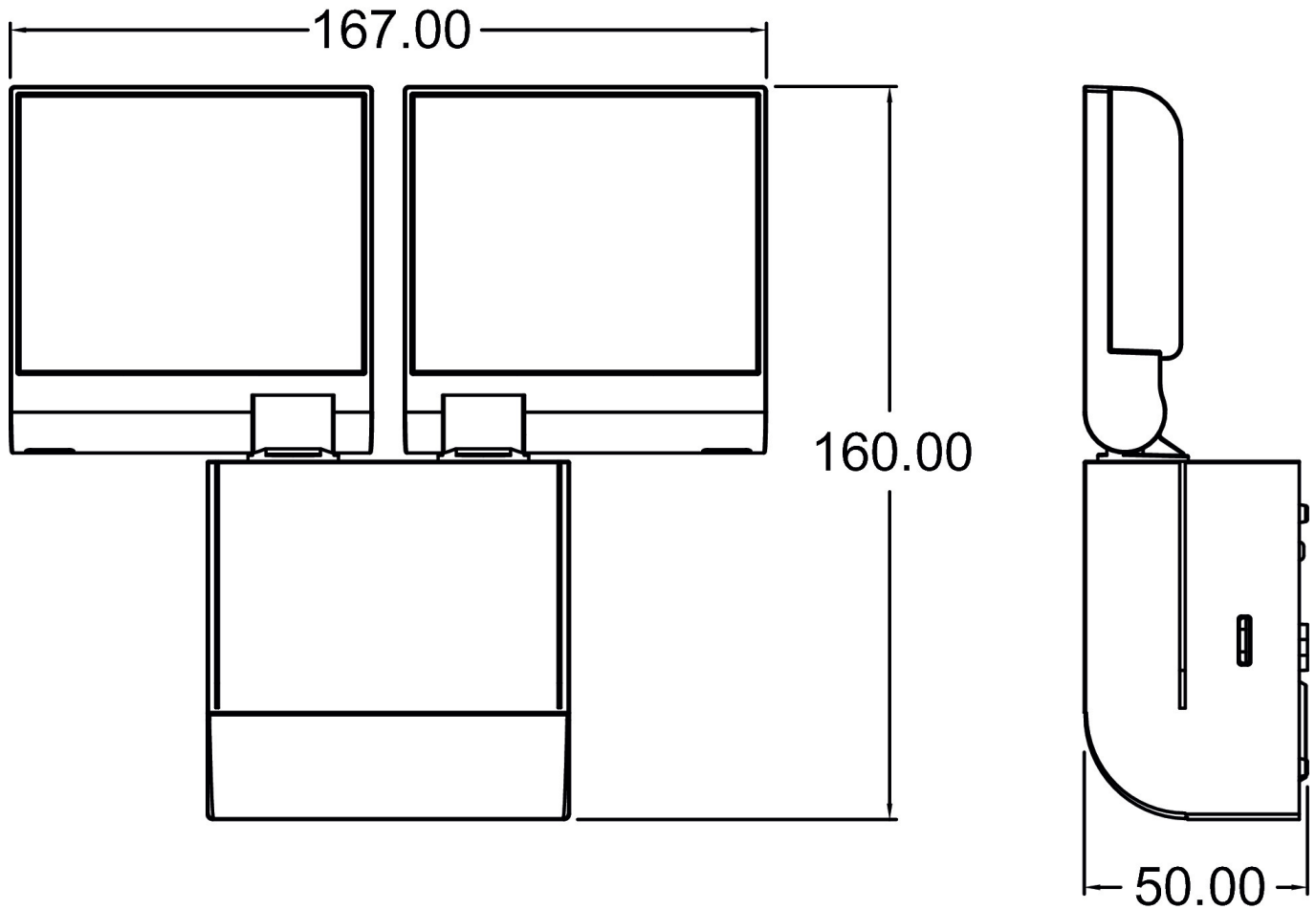
Page 2 of 3

theLeda S17-100 WH

Item no.: 1020802


theben

Scale drawings



Accessories

Corner angle 10 WH
Item no.: 9070969



Spacer 10 WH
Item no.: 9070971



Subject to technical changes and misprints

additional information at: www.theben.de/product/1020802

The load data are determined with exemplary selected illuminants and are therefore typical data due to the large number of available products.